


Pharmacy Lab Equipment

Description

Pharmacy Lab Equipment


Image not found or type unknown

Pharmacy Lab Equipment



STUDENT MICROSCOPE


Image not found or type unknown



MEDICAL MICROSCOPE

Default watermark


Image not found or type unknown



BINOCULAR & TRINOCULAR MICROSCOPE

Default watermark


Image not found or type unknown



CXL SERIES

default watermark


Image not found or type unknown



Default watermark

ULTRA CXL SERIES & ADVANCE RESEARCH MICROSCOPE


Image not found or type unknown



Default watermark

ADVANCE RESEARCH & POLORISING MICROSCOPE

Image not found or type unknown



DIGITAL MICROSCOPE

Image not found or type unknown






Image not found or type unknown
METALLURGY



default watermark

DIGITAL MICROSCOPE


Image not found or type unknown



ZOOM MICROSCOPE

Default watermark


Image not found or type unknown



default watermark

SPECTROMETER & TRAVELLING MICROSCOPE


Image not found or type unknown



PROJECTION MICROSCOPE

Default watermark


Image not found or type unknown



Default watermark

LABORATORY EQUIPMENT INSTRUMENTS


Image not found or type unknown



PHARMACY

default watermark

Image not found or type unknown



default watermark

MICROTOME

Date Created

11/25/2022

Author

balaji